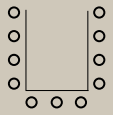
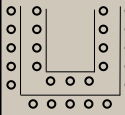

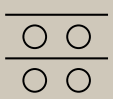
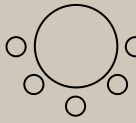
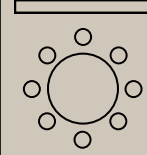
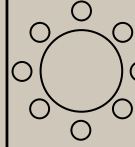

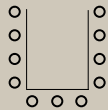
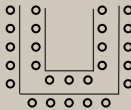



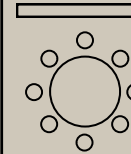
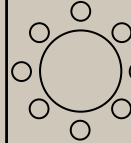



# CAPACITÉ ESPACES SÉMINAIRES ET BANQUETS

Conférences & Banquets	Dimensions Longueur x Largeur M2	Surface M2	Hauteur sous Plafond M2	Style U simple	Style U double	Style Théâtre	Style école	Cabaret	Banquet Buffet	Banquet Menu	Cocktail
											
Evasion	14.60 x 32.85	480	4.20	80	150	420	220	240	-	-	450
Evasion 1	14.60 x 10.95	160	4.20	33	54	120	52	72	-	-	120
Evasion 2	14.60 x 10.95	160	4.20	33	54	120	52	72	-	-	120
Evasion 3	14.60 x 10.95	160	4.20	33	54	120	52	72	-	-	120
Evasion 1&2	14.60 x 21.90	320	4.20	51	90	260	130	160	-	-	250
Evasion 2&3	14.60 x 21.90	320	4.20	51	90	260	130	160	-	-	250
Espace Atlantique sans pause-café interieur	40 x 15	600	3.55	70	120	400	160	150	220	300	450
Espace Atlantique avec pause-café interieur	40 x 15	600	3.55	70	120	200	120	100	-	-	-
Salon Les Baobabs	11.5 x 11,5	132	4.50	30	50	65	30	55	-	-	-
Salon Les Palmiers	12.5 x 6.88	86	2.30	25	35	40	36	30	-	-	-
Salon Royal	8.62 x 4.20	36	2.50	15	-	-	-	-	-	-	-
Salle 619	6.1 x 4	24	2.70	10	-	-	-	-	-	-	-
Salon des princes	24 x 9.7	232	2.60	28	40	100	60	60	100	120	140
Salon des princes Terrasse	22.7 x 8	211	3.00	-	-	-	-	-	90	100	120
Terrasse Bi-zen	-	250	-	-	-	-	-	-	150	300	450

# MEETINGS AND EVENTS ROOM CAPACITY

Meeting Rooms	Dimensions Length x Width M2	Surface area M2	Height Ceiling height M2	U Style single setup	U Style double setup	Theatre style	Classroom style	Cabaret	Banquet Buffet	Banquet Menu	Cocktail
											
Evasion	14.60 x 32.85	480	4.20	80	150	420	220	240	-	-	450
Evasion 1	14.60 x 10.95	160	4.20	33	54	120	52	72	-	-	120
Evasion 2	14.60 x 10.95	160	4.20	33	54	120	52	72	-	-	120
Evasion 3	14.60 x 10.95	160	4.20	33	54	120	52	72	-	-	120
Evasion 1&2	14.60 x 21.90	320	4.20	51	90	260	130	160	-	-	250
Evasion 2&3	14.60 x 21.90	320	4.20	51	90	260	130	160	-	-	250
Espace Atlantique without inside coffee break	40 x 15	600	3.55	70	120	400	160	150	220	300	450
Espace Atlantique with inside coffee break	40 x 15	600	3.55	70	120	200	120	100	-	-	-
Salon Les Baobabs	11.5 x 11,5	132	4.50	30	50	65	30	55	-	-	-
Salon Les Palmiers	12.5 x 6.88	86	2.30	25	35	40	36	30	-	-	-
Salon Royal	8.62 x 4.20	36	2.50	15	-	-	-	-	-	-	-
Salle 619	6.1 x 4	24	2.70	10	-	-	-	-	-	-	-
Salon des princes	24 x 9.7	232	2.60	28	40	100	60	60	100	120	140
Salon des princes Terrasse	22.7 x 8	211	3.00	-	-	-	-	-	90	100	120
Terrasse Bi-zen	-	250	-	-	-	-	-	-	150	300	450